

Infrastructure Surtax (IST) Independent Citizen Oversight Committee

Inaugural/Organizational Meeting

June 22, 2017



Sunshine Law and Public Records

Presentation by
County Attorney's Office





Backlogged Infrastructure R&R

- ▶ Backlog is a result of:
 - Deferred R&R resulting from lack of funding during recent recession.
 - Expanded scope of the work due to deferred R&R.
 - Increasing needs as parks, roads, buildings and other public facilities continue to age and endure repeated use.

Recurring Infrastructure R&R


- ▶ Current estimated total exposure for backlogged projects does not include future recurring R&R costs of public infrastructure.
- ▶ **The recurring R&R expenses must continue to be annually budgeted in order to avoid a similar magnitude of backlog in the future.**






Infrastructure Surtax Plan


- ▶ One-Cent
- ▶ Up to 10 Years
- ▶ Create citizen oversight committees to review spending for compliance with approved projects
- ▶ Distribution:
 - School Board 50.0%
 - PBC 30.0%
 - Municipalities 20.0%



	FY 2017	Total
Engineering		
Bridge Modifications	1,800,000	12,200,000
Bridge Replacements	300,000	31,200,000
Resurfacing	7,100,000	77,600,000
Striping	1,000,000	9,000,000
Pathways	-	5,000,000
Signals and Signal Systems	-	15,000,000
Street Lighting	-	12,000,000
CR 880 Canal Bank Stabilization	1,000,000	5,000,000
Belvedere Rd. Canal Piping	-	1,000,000
Drainage (Pipe Replacements)	500,000	3,000,000
Drainage Improvements	-	25,000,000
Total Engineering by Year	11,700,000	196,000,000
Facilities		
Sheriff	7,432,384	42,188,397
Sheriff - FDO	11,595,000	144,702,000
Judicial	1,300,000	74,026,527
Housing	2,550,000	31,200,000
General Government Facilities	750,000	95,922,200
Total Facilities by Year	23,627,384	388,039,124



	FY 2017	Total
Parks		
Playground Replacement	736,500	2,260,000
Sports Lighting Replacement	4,200,000	11,850,000
Sport Court Replacement/ Resurfacing	-	1,517,000
Athletic Field Renovations	3,500,000	22,820,000
Public Building Repair Replacement & Expansion	150,000	21,330,000
Restroom Replacement	200,000	3,690,000
Asphalt Paving & Striping	-	990,550
Bridge or Boardwalk Replacement	-	535,000
Parking Lot Lighting Replacement	-	3,202,000
Fencing Replacement	-	500,000
Aquatic Facility Repair and Replacement	4,914,500	17,144,500
Sanitary Sewer/Septic Systems	100,000	950,000
Group Pavilion Replacement	-	1,200,000
Fresh Water Boat Ramps	-	1,050,000
New Park Development	1,000,000	22,900,000
Existing Park Redevelopment or Expansion	-	13,400,000
Total Parks by Year	14,801,000	125,339,050
TOTAL ALL PROJECTS BY YEAR	50,128,384	709,378,174



Surtax Independent Citizen Oversight Committee

- ▶ MISSION: Provides oversight and review of surtax expenditures
 - Ensure surtax proceeds are spent for purposes included in ballot language
 - Ensure compliance with County Surtax Plan
- ▶ Meets monthly, or as needed
- ▶ Issues an annual report
- ▶ Members
 - Palm Beach County resident
 - Serve a term of 3 years

Committee Membership Composition

- ▶ 7 – District Commissioner appointments
- ▶ 2 – Business Forum of PBC
- ▶ 1 – Economic Council of PBC
- ▶ 1 – Black Chamber of Commerce of PBC
- ▶ 1 – Hispanic Chamber of Commerce of PBC
- ▶ 1 – Tri City Education Committee
- ▶ 1 – Urban League of PBC
- ▶ 1 – Florida Engineering Society Palm Beach Chapter
- ▶ 1 – Associated General Contractors Association FL East Coast Chapter
- ▶ 1 – PBC City Management Association
- ▶ 2 – Palm Beach–Treasure Coast AFL–CIO

- ▶ Total – 19 members

Approved Appointments

- ▶ Leontyne Brown – Black Chamber of Commerce
- ▶ Maria S. Antuña – Hispanic Chamber of Commerce
- ▶ John M. Ahrenholz – Business Forum of PBC
- ▶ Mark B. Elhilow – Business Forum of PBC
- ▶ Mary O. Evans – Tri-City Education Commission
- ▶ Denise T. Palmatier, PE – FL Engineering Society Palm Beach Chapter
- ▶ Patrick J. Franklin – Urban League of PBC
- ▶ Christine M. Thrower – PBC City Management Association
- ▶ Michael S. Weiner – Economic Council of PBC
- ▶ Rex B. Kirby – Associated General Contractors Association, FL East Coast Chapter
- ▶ Jeffrey N. Bailey – Palm Beach/Treasure Coast AFL-CIO
- ▶ Vacant – Palm Beach/Treasure Coast AFL-CIO

BCC District Appointments


- ▶ District 1 – Philip H. Ward, III
- ▶ District 2 – Debra A. Chandler
- ▶ District 3 – Glen B. Harvie
- ▶ District 4 – Frank D. Lewis
- ▶ District 5 – Lee K. Waring
- ▶ District 6 – John R. Smith
- ▶ District 7 – Kimberly Weston

PBC Surtax Revenues

- ▶ Expected to receive up to \$807M
 - \$70M – \$80M annually
 - FY 2017 – January 2017 – September 2017
 - Revenues bases on 3% increase annually

PALM BEACH COUNTY
INFRASTRUCTURE SURTAX REVENUES
As of May 31, 2017

	BUDGET	ACTUAL
SURTAX	\$ 50,398,384	\$ 20,185,537
INTEREST	-	34,487
<hr/>		
TOTAL	\$ 50,398,384	\$ 20,220,023



Prioritization of Infrastructure Surtax Projects

- Safety and security
- Imminent failure or out of service
- Further delay will expand scope of work
- Increased maintenance responsibility

Some cases may warrant implementation of a project on the IST Plan, prior to its funded date; either through the use of another funding source or by re-arranging priorities in the Plan

Infrastructure Surtax Project Budgets

- Based on historical cost information
- Estimates completed late 2015/early 2016
- Limited scope of work for estimating purposes
- No escalation applied
- No staff charges

Infrastructure Surtax Changes to Project Plan

- Scope Definition
- Condition Deterioration/Failure
- Market Climate
- Revenues Accruing Faster or Slower than Budgeted

Infrastructure Surtax Changes to Project Plan

- ▶ Changes must be consistent with Statute and referendum language
- ▶ All changes will have to be approved by the Board of County Commissioners.
- ▶ All changes will be presented to the Oversight Committee for a recommendation prior to being presented to the BCC.

Infrastructure Surtax Standardized Reports

- Summary
- Detail
- Active Large Project
- Active Small Project

Infrastructure Surtax Summary Report

Draft



Palm Beach County Infrastructure Sales Tax Program
Budget Summary
Category Budget Summary, Grouped by Department

# Projects	Description	Budget		Cost	
		Original	Amended	Committed	Expended
Engineering					
10	Bridge Modifications	\$ 12,200,000	\$ 12,200,000	\$ 0	\$ 0
17	Bridge Replacements	\$ 31,200,000	\$ 31,200,000	\$ 0	\$ 0
120	Resurfacing	\$ 77,600,000	\$ 77,600,000	\$ 0	\$ 0
27	Striping	\$ 9,000,000	\$ 9,000,000	\$ 0	\$ 0
8	Pathways	\$ 5,000,000	\$ 5,000,000	\$ 0	\$ 0
29	Signals and Signal Systems	\$ 15,000,000	\$ 15,000,000	\$ 0	\$ 0
86	Street Lighting	\$ 12,000,000	\$ 12,000,000	\$ 0	\$ 0
1	CR 880 Canal Bank Stabilization	\$ 5,000,000	\$ 5,000,000	\$ 0	\$ 0
1	Sevedere Rd. Canal Piping	\$ 1,000,000	\$ 1,000,000	\$ 0	\$ 0
4	Drainage (Pipe Replacements)	\$ 3,000,000	\$ 3,000,000	\$ 0	\$ 0
8	Drainage Improvements	\$ 25,000,000	\$ 25,000,000	\$ 0	\$ 0
Subtotal for Engineering		\$ 194,800,000	\$ 194,800,000	\$ 0	\$ 0
Facilities					
4	Sheriff	\$ 42,188,397	\$ 42,188,397	\$ 0	\$ 0
8	Sheriff - FDO	\$ 144,702,000	\$ 144,702,000	\$ 0	\$ 0
2	Housing	\$ 31,200,000	\$ 31,200,000	\$ 0	\$ 0
3	Judicial	\$ 74,026,527	\$ 74,026,527	\$ 0	\$ 0
9	General Government Facilities	\$ 95,922,200	\$ 95,922,200	\$ 0	\$ 0
Subtotal for Facilities		\$ 388,039,124	\$ 388,039,124	\$ 0	\$ 0
Parks					
7	Aquatic Facility Repair and Replacement	\$ 17,144,500	\$ 17,144,500	\$ 0	\$ 0
32	Asphalt Paving & Striping	\$ 990,550	\$ 990,550	\$ 0	\$ 0
7	Athletic Field Renovations	\$ 22,820,000	\$ 22,820,000	\$ 0	\$ 0
3	Bridge or Boardwalk Replacement	\$ 535,000	\$ 535,000	\$ 0	\$ 0
6	Existing Park Redevelopment or Expansion	\$ 13,400,000	\$ 13,400,000	\$ 0	\$ 0
1	Fencing Replacement	\$ 500,000	\$ 500,000	\$ 0	\$ 0
3	Fresh Water Boat Ramps	\$ 1,050,000	\$ 1,050,000	\$ 0	\$ 0
6	Group Pavilion Replacement	\$ 1,200,000	\$ 1,200,000	\$ 0	\$ 0
3	New Park Development	\$ 22,900,000	\$ 22,900,000	\$ 0	\$ 0
15	Parking Lot Lighting Replacement	\$ 3,202,000	\$ 3,202,000	\$ 0	\$ 0
33	Playground Replacement	\$ 2,260,000	\$ 2,260,000	\$ 0	\$ 0
22	Public Building Repair Replacement & Expansion	\$ 21,330,000	\$ 21,330,000	\$ 0	\$ 0
12	Restroom Replacement	\$ 3,690,000	\$ 3,690,000	\$ 0	\$ 0
13	Sanitary Sewer/Septic Systems	\$ 950,000	\$ 950,000	\$ 0	\$ 0
6	Sport Court Replacement/Resurfacing	\$ 1,517,000	\$ 1,517,000	\$ 0	\$ 0
30	Sports Lighting Replacement	\$ 11,850,000	\$ 11,850,000	\$ 0	\$ 0
Subtotal for Parks		\$ 126,339,969	\$ 126,339,969	\$ 0	\$ 0
536		\$ 709,378,174	\$ 709,378,174	\$ 0	\$ 0

Infrastructure Surtax Detail Report

Draft



Palm Beach County Infrastructure Sales Tax Program
Program Budget/ Cost Report

Appropriated

Data Date

Description	Budget		Cost	
	Original	Amended	Committed	Expended
Aquatic Facility Repair and Replacement				
Lake Lybil Pool Facility Replacement	\$ 6,000,000	\$ 6,000,000	\$ 0	\$ 0
Santaluces Pool Facility Renovation	\$ 850,000	\$ 850,000	\$ 0	\$ 0
Therapeutic Recreation Pool Resurfacing	\$ 64,500	\$ 64,500	\$ 0	\$ 0
Aqua Crest Pool Facility Replacement	\$ 6,000,000	\$ 6,000,000	\$ 0	\$ 0
North County Pool Facility Repairs and Renovation	\$ 1,800,000	\$ 1,800,000	\$ 0	\$ 0
Coccolod Cove Waterpark Facility Repairs and Renovation	\$ 1,100,000	\$ 1,100,000	\$ 0	\$ 0
Calypso Bay Waterpark Facility Repairs and Renovation	\$ 1,330,000	\$ 1,330,000	\$ 0	\$ 0
Subtotal for Aquatic Facility Repair and Replacement	\$ 17,144,500	\$ 17,144,500	\$ 0	\$ 0
Asphalt Paving & Striping				
JPP Pathway Repairs	\$ 50,000	\$ 50,000	\$ 0	\$ 0
Okeechobee North Pathway Repairs	\$ 44,000	\$ 44,000	\$ 0	\$ 0
BAGCR Pathway Repairs	\$ 40,000	\$ 40,000	\$ 0	\$ 0
Okeechobee Nature Center Pathway Repairs	\$ 35,000	\$ 35,000	\$ 0	\$ 0
BAGCR Dog Park Pathway Repairs	\$ 25,000	\$ 25,000	\$ 0	\$ 0
Dyer Park Pathway Repairs	\$ 25,000	\$ 25,000	\$ 0	\$ 0
Lake Ida Dog Park Pathway Repairs	\$ 25,000	\$ 25,000	\$ 0	\$ 0
Glades Pioneer Pathway Repairs	\$ 20,000	\$ 20,000	\$ 0	\$ 0
Coloosa Park Pathway Repairs	\$ 16,000	\$ 16,000	\$ 0	\$ 0
Cabana Colony Pathway Repairs	\$ 8,000	\$ 8,000	\$ 0	\$ 0
Okeechobee North Roadway Repairs	\$ 15,000	\$ 15,000	\$ 0	\$ 0
West Boylston Park Parking Lot Repairs	\$ 10,000	\$ 10,000	\$ 0	\$ 0
South Inlet Parking Lot Repairs	\$ 8,100	\$ 8,100	\$ 0	\$ 0
Ocean Inlet Pathway Repairs	\$ 7,000	\$ 7,000	\$ 0	\$ 0
Seminole Palms Parking Lot Repairs	\$ 6,000	\$ 6,000	\$ 0	\$ 0
South Bay Pathway Repairs	\$ 5,850	\$ 5,850	\$ 0	\$ 0
Veterans Parking Lot Repairs	\$ 5,000	\$ 5,000	\$ 0	\$ 0
Seminole Palms Pathway Repairs	\$ 4,000	\$ 4,000	\$ 0	\$ 0

Infrastructure Surtax Active Large Project Report

DRAFT



Monthly Infrastructure Sales Tax Project Report Large Cap Projects

Date: 05/31/17

Report Date: 06/28/17

DESCRIPTION / TEAM	SCOPE
<p>Project Title: PBSO Evidence Building</p> <p>Project Number 14218</p> <p>BCC District 2</p> <p>Delivery Method Construction Management</p> <p>Category Sheriff - FDO</p> <p>Status Design</p> <p>Designer Leo Daly</p> <p>Contractor TBD</p> <p>Project Manager Dave Dolan</p>	<p>The project consists of a new Evidence Storage Facility (Approximately 50,000 GSF) plus site development. The facility will house property seized by the Sheriff's Office, Administrative Offices, Evidence Processing and a crime unit (approximately 4,000 sq ft). Monitored cameras, motion detectors, and restricted access with electronic logging will be provided. Secure, inside vehicle bays that can store large vehicles (i.e. 50' long trailers) holding evidence are necessary.</p> <p>Site Development (16 Acres) to include user parking (public, booking of fees & staff) a fenced/gated impound lot (500-800 surface spaces) and a limited area of covered parking (pre-fabricated aluminum canopies).</p>



SCHEDULE	PARTICIPATION	FUNDING																																										
<table border="1"> <thead> <tr> <th></th> <th>ORIGINAL</th> <th>Actual / Projected</th> </tr> </thead> <tbody> <tr><td>Project Start</td><td>03/23/16</td><td>03/23/16</td></tr> <tr><td>Design Procurement Start</td><td>03/04/17</td><td>03/04/17</td></tr> <tr><td>Design Procurement Finish</td><td>07/11/17</td><td>07/11/17</td></tr> <tr><td>Design Start</td><td>08/29/17</td><td>08/29/17</td></tr> <tr><td>Design Finish</td><td>04/03/18</td><td>04/03/18</td></tr> <tr><td>Permit Application</td><td>04/04/18</td><td>04/04/18</td></tr> <tr><td>Permit Issued</td><td>08/29/18</td><td>08/29/18</td></tr> <tr><td>Construction Procurement Start</td><td>04/04/18</td><td>04/04/18</td></tr> <tr><td>Construction Procurement Finish</td><td>08/29/18</td><td>08/29/18</td></tr> <tr><td>Construction Start</td><td>07/05/18</td><td>07/05/18</td></tr> <tr><td>Construction Finish</td><td>11/09/19</td><td>11/09/19</td></tr> <tr><td>Substantial Completion</td><td>11/09/19</td><td>11/09/19</td></tr> <tr><td>Project Completion</td><td>11/29/19</td><td>11/29/19</td></tr> </tbody> </table>		ORIGINAL	Actual / Projected	Project Start	03/23/16	03/23/16	Design Procurement Start	03/04/17	03/04/17	Design Procurement Finish	07/11/17	07/11/17	Design Start	08/29/17	08/29/17	Design Finish	04/03/18	04/03/18	Permit Application	04/04/18	04/04/18	Permit Issued	08/29/18	08/29/18	Construction Procurement Start	04/04/18	04/04/18	Construction Procurement Finish	08/29/18	08/29/18	Construction Start	07/05/18	07/05/18	Construction Finish	11/09/19	11/09/19	Substantial Completion	11/09/19	11/09/19	Project Completion	11/29/19	11/29/19	<p>SBE 15%</p> <p>Local 25%</p>	<p>Current Budget</p> <p>Fund Source</p>
	ORIGINAL	Actual / Projected																																										
Project Start	03/23/16	03/23/16																																										
Design Procurement Start	03/04/17	03/04/17																																										
Design Procurement Finish	07/11/17	07/11/17																																										
Design Start	08/29/17	08/29/17																																										
Design Finish	04/03/18	04/03/18																																										
Permit Application	04/04/18	04/04/18																																										
Permit Issued	08/29/18	08/29/18																																										
Construction Procurement Start	04/04/18	04/04/18																																										
Construction Procurement Finish	08/29/18	08/29/18																																										
Construction Start	07/05/18	07/05/18																																										
Construction Finish	11/09/19	11/09/19																																										
Substantial Completion	11/09/19	11/09/19																																										
Project Completion	11/29/19	11/29/19																																										

FINANCIAL SUMMARY				NOTES
	Project Budget A	Committed B	% Committed C = B/A	Paid To Date D
Property Acquisition			0%	
Design Fees	\$1,761,260	\$1,055,004	60%	\$1,044,891
Construction	\$23,295,661	\$153,064	1%	\$58,813
Furnishing and Equipment			0%	
Contingency	\$2,194,722	\$0	0%	\$0
Other	\$1,552,900	\$1,150	0%	\$0
TOTAL	\$28,799,543	\$1,209,018		\$1,103,704

Notes:
Initial Project Design Complete.
Based on a preliminary estimate, the second state mill construction costs are budgeted at \$5,809,265 for an additional 32,000 square feet of laboratory and office space. The state mill contingency for the second story is budgeted at \$1,051,380 for a total budget increase of \$6,860,645. When added to the original \$21,834,900, the new overall budget totals \$28,795,545. Funding of \$21.3M from IST, \$2M from jail expansion bond, \$6.6M from impact fees, for a total of \$28.6M, leaves the project within budget.

Infrastructure Surtax Active Small Project Report



Monthly Infrastructure Sales Tax Project Report Small Cap Projects

Draft

Date: 05/31/17

Report Date: 05/25/17

DESCRIPTION / TEAM		SCOPE/NOTES	SCHEDULE				
Project Title: Lantana Rd. from west of SR7 to Turnpike Project Number: TBD BCC District: 3 Delivery Method: TBD Category: Resurfacing Status: Procurement Designer: TBD Constructor: TBD Project Manager: TBD		Scope: Road Rework Notes: None					
			RECONSTRUCTION	TBD	TBD		
			CONSTRUCTION	TBD	TBD		
PARTICIPATION		FUNDING	FINANCIAL SUMMARY				
SBE: 16%		<p>Fund Source (x 100K)</p>	Project Budget	Committed	% Committed	Paid To Date	
Local: 26%			A	B	C = B / A	D	
			Property Acquisition	\$0	\$0	0%	\$0
			Design Fees	\$0	\$0	0%	\$0
			Construction	\$900,000	\$0	0%	\$0
			Furnishings and Equipment	\$0	\$0	0%	\$0
			Contingency	\$0	\$0	0%	\$0
			Other	\$0	\$0	0%	\$0
			TOTAL	\$900,000	\$0		\$0

DESCRIPTION / TEAM		SCOPE/NOTES	SCHEDULE				
Project Title: Santaluces Pool Facility Renovation Project Number: TBD BCC District: 3 Delivery Method: TBD Category: Aquatic Facility Repair and Replacement Status: Pending Designer: TBD Constructor: TBD Project Manager: TBD		Scope: Public pool in need of renovation/preventative capital maintenance to ensure continued public safety and compliance with Health Dept. standards - Resurface pool and replace coping, remodel restrooms and replace baby pool and playground with zero depth water playground. Pool will be closed by Health Dept. if not resurfaced. Notes: None					
			RECONSTRUCTION	TBD	TBD		
			CONSTRUCTION	TBD	TBD		
PARTICIPATION		FUNDING	FINANCIAL SUMMARY				
SBE: 16%		<p>Fund Source (x 100K)</p>	Project Budget	Committed	% Committed	Paid To Date	
Local: 26%			A	B	C = B / A	D	
			Property Acquisition	\$0	\$0	0%	\$0
			Design Fees	\$0	\$0	0%	\$0
			Construction	\$850,000	\$0	0%	\$0
			Furnishings and Equipment	\$0	\$0	0%	\$0
			Contingency	\$0	\$0	0%	\$0
			Other	\$0	\$0	0%	\$0
			TOTAL	\$850,000	\$0		\$0

Responsibility for IST Projects Implementation

- Engineering & Public Works
- Parks & Recreation
- Facilities Development & Operations
 - Sheriff Buildings
 - Sheriff Equipment
 - Homeless
 - Housing

Procurement and IST Projects

- State Statute, County Purchasing Ordinance, SBE Ordinance, and Local Preference Ordinance all apply
- Design professional contracts, purchase orders and other procurements per BCC established procedures
- Contract amendments, work orders, change orders, task orders/CSAs by Contract Review Committee (CRC) or Department Head per established County procedures

Infrastructure Surtax Industry Workshops

Objectives:

1. Describe the types of procurements that are used and receive input for process or policy modification or improvement
2. answer questions regarding construction procurement
3. show all planned projects

Provide the construction community the tools necessary to make business decisions unique to each company about how to access and participate in construction procurement opportunities AND increase the number of vendors participating in County solicitations!

Infrastructure Surtax Industry Workshop 1

- Identified IST projects and others funded or project to be in the future through other funding sources
- Reviewed current procurement approaches and practices
- Identified existing County contracts (project specific and annual)
- Reviewed recent modifications affecting access and selection
- Received presentations of upcoming contractor work opportunities from 3 Construction Management (CM) companies performing work on County/FD&O projects

Infrastructure Surtax Industry Workshop 2

- Received and discussed industry suggested changes to procurement policies and practices (Open Forum)
- Reviewed recent changes to contract language and procedures
 - Continual entry/pre-qualification
 - Public Records law/disclosures
 - Criminal History Records Check (CHRC)
 - Bond Waiver Program
 - Apprentice Incentive Program
 - Glades Employee Incentive Program
 - Vendor Self Service (VSS) Update


Infrastructure Surtax Industry Workshop 3

(Monday, July 10, 4:00 PM, Vista Center)

- Roll-out proposed procurement plan
- Review new Guidance Document for CM/SBE Partner Incentives
- Introduce other contractor resources
 - CareerSource Palm Beach County
 - FD&O liaison to construction industry
 - Expanded future outreach opportunities

Surtax Independent Citizen Oversight Committee

Election of Chair and Vice Chair



Surtax Independent Citizen Oversight Committee

Suggestions for next meeting?

Surtax Independent Citizen Oversight Committee

Other Committee Business?

