

SUMMARY OF PALM BEACH COUNTY

SENIORS' NEEDS 2017



Community Services Department, Division of Senior Services (DOSS) &
Area Agency on Aging of Palm Beach/Treasure Coast (AAPB/TC)

November 2017

Question? Contact:

Faith Manfra, Director
Division of Senior Services,
Community Services Department
fmanfra@pbcgov.org



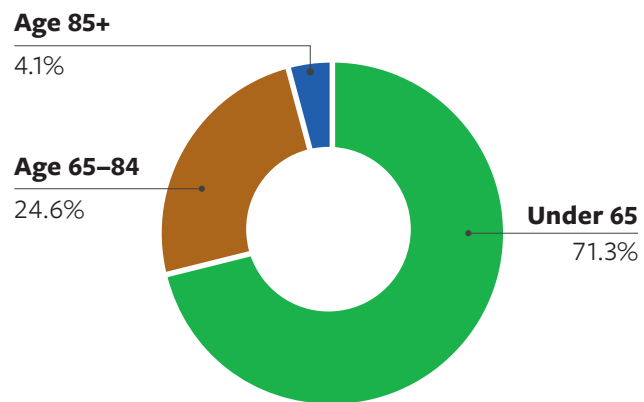
Summary of Palm Beach County Seniors' Needs

In an effort to better serve the senior citizens living in Palm Beach County, the Palm Beach County Community Services Department, Division of Senior Services (DOSS) completed an assessment of the current needs among senior citizens living within the county. Needs were documented and recommendations developed after a review of quantitative data from 211 Palm Beach/Treasure Coast and the Area Agency on Aging (AAAPB/TC) and qualitative data, gathered through several focus groups conducted by DOSS and AAAPB/TC. Between April and August 2017 seven (7) focus groups were held throughout the County. Over two-hundred (200) seniors participated.

Palm Beach County Senior (60+ years old) Data

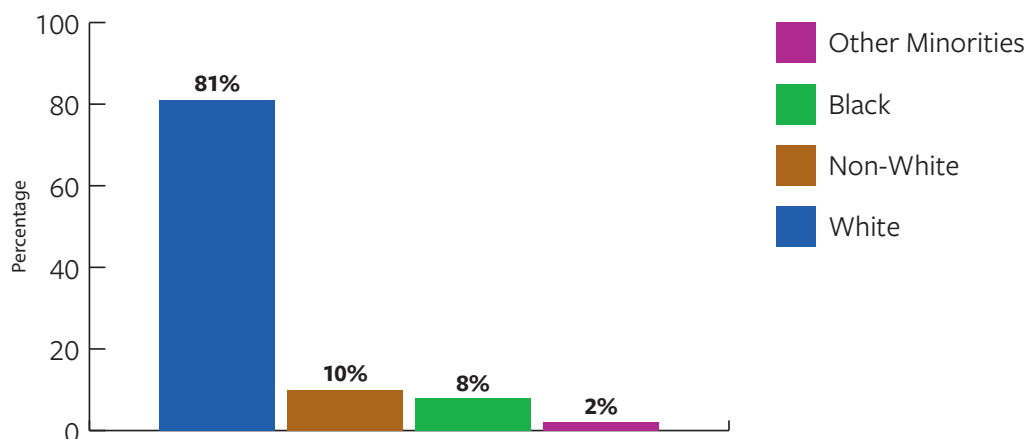
The Department of Elder Affairs 2015 Florida County Profiles estimates that 29% (394,448 of 1,374,312) of the Palm Beach County population is 65+ years old. Of the 65+ age group, 4% (55,770) are 85+ years old. The far majority of the 60+ year old population in Palm Beach County is White (81%). Nine percent (9%) of 60+ year olds in Palm Beach County are below the poverty guideline and 13% are below 125% of the poverty guideline.

Palm Beach County Population By Age



Source: Department of Elder Affairs 2015 Florida County Profiles

Palm Beach County 65+ Population By Race



Source: Department of Elder Affairs 2015 Florida County Profiles

The three main topic area priorities identified by the focus group participants were **food**, **housing** and **health**, as displayed to the right.

The DOEA 2015 Florida County Profiles highlights the following data points:



The seniors' food stamp participation rate is only **52%**, and there are **1000** seniors on a wait list for home-delivered meals.



In 2015, **48,642** households where the age of the head of household was 65+ years had a housing cost burden of more than **50%**.




84,427 (43%) elderly households (65+ yrs) pay more than **30%** of income for rent or mortgage costs.



Several health statistics for 65+ year olds in Palm Beach County include:

- 58%** are overweight or obese,
- 14%** have ever been told they have a depressive disorder,
- 22%** have ever been told they had coronary heart disease, heart attack, or stroke,
- 21%** have ever been told they have diabetes,
- 50%** have ever been told they had some form of arthritis, rheumatoid arthritis, gout, lupus, or fibromyalgia.





Recommendations & Identified Solutions

The focus group participants were asked to make recommendations

FOOD

Eligibility

- Increase networking with food agencies
- Eliminate income-based programs
- Increase food drives
- Change policies for food stamps to allow more people to qualify
- Make application update period more accommodating for senior on the SNAP benefits
- Re-evaluate income guidelines
- Allow other expenses (i.e., utilities, clothing, glasses, dental) and different criteria to be considered for seniors
- Raise minimum level of food stamps received for seniors and increase food stamp benefits overall

ns and identify solutions to address the target area priorities. The recommendations are summarized as follows:

HOUSING

Increase Resources

- Require developers to set aside land for senior housing and construct smaller houses
- Create more affordable housing for seniors
- Create HOA resources list for information which might be helpful to a senior
- Provide more buildings for low-income people, independent living
- Apply for financial assistance from the State to make it affordable
- Increase government checks every 6 months vs. annually
- Advocate to government for funds for housing
- Respective localities talk to developers about more affordable senior housing
- Need block grants for Glades area
- General hospital needed for the homeless and another grant to sustain it
- Offer Section 8 for senior citizens that do not live in a home
- Provide mortgage assistance for seniors

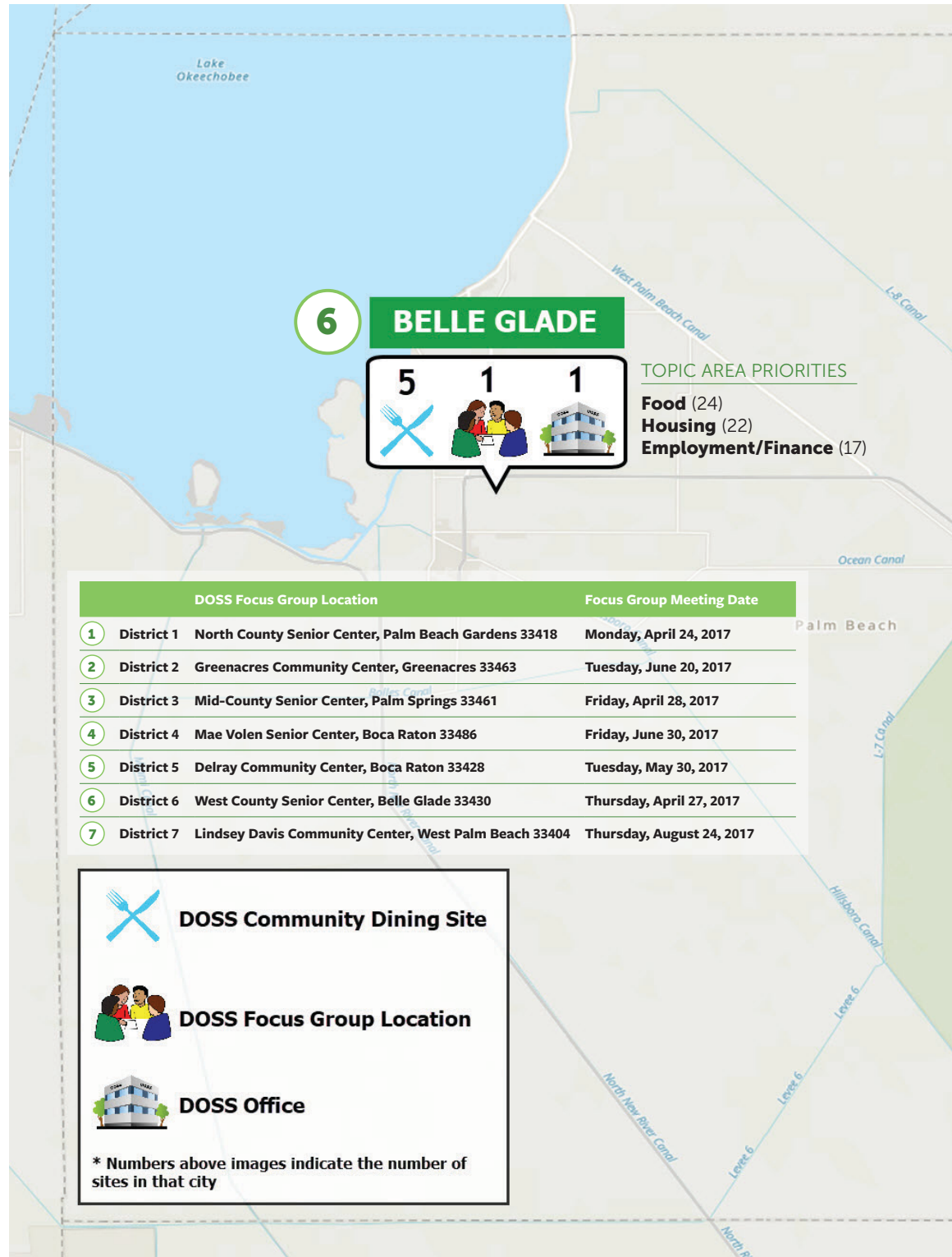
HEALTH

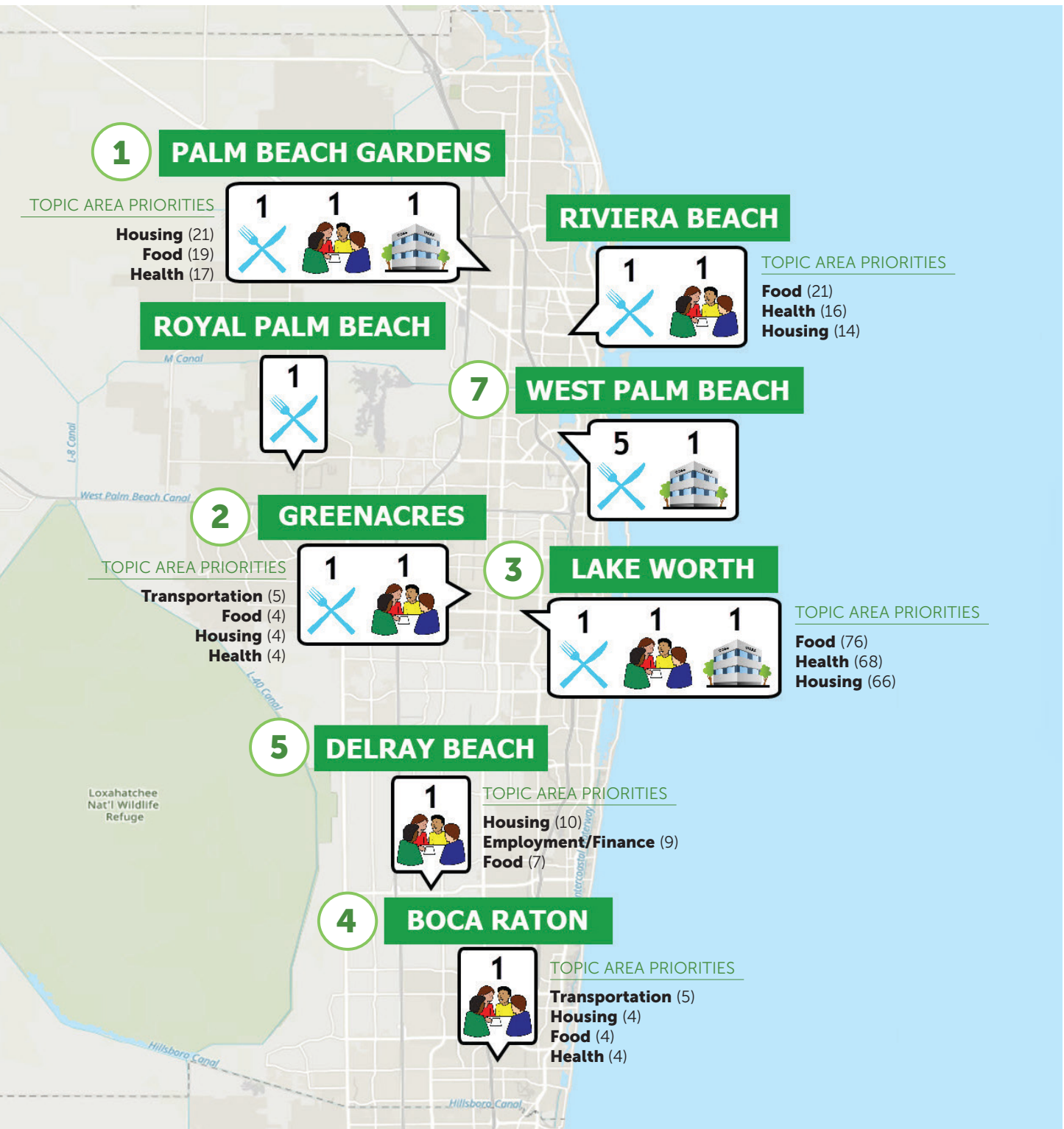
Affordability

- Modify State criteria/ guidelines for health insurance to allow those with modest income to qualify.

Focus Group Locations and Topic Area Priorities

We greatly appreciate the collaboration with AAPBC/TC, the focus group participants, and the locations listed on the right for hosting the focus groups.







Palm Beach County
Board of County Commissioners



www.pbcgov.com/communityservices