

# Department of Health

## **COVID UPDATE PBC BCC MEETING**

**ALINA M. ALONSO, M.D.  
DIRECTOR**

DOH-PALM BEACH  
JANUARY 25, 2022



# US Summary and Daily Trends in Number of COVID Deaths in The US

Data as of 01/24/22

Cases Total 70,206,220

Deaths Total 862,494


80.3% of People 5+ with At Least

Community High

Last 30 Days

Last 30 Days

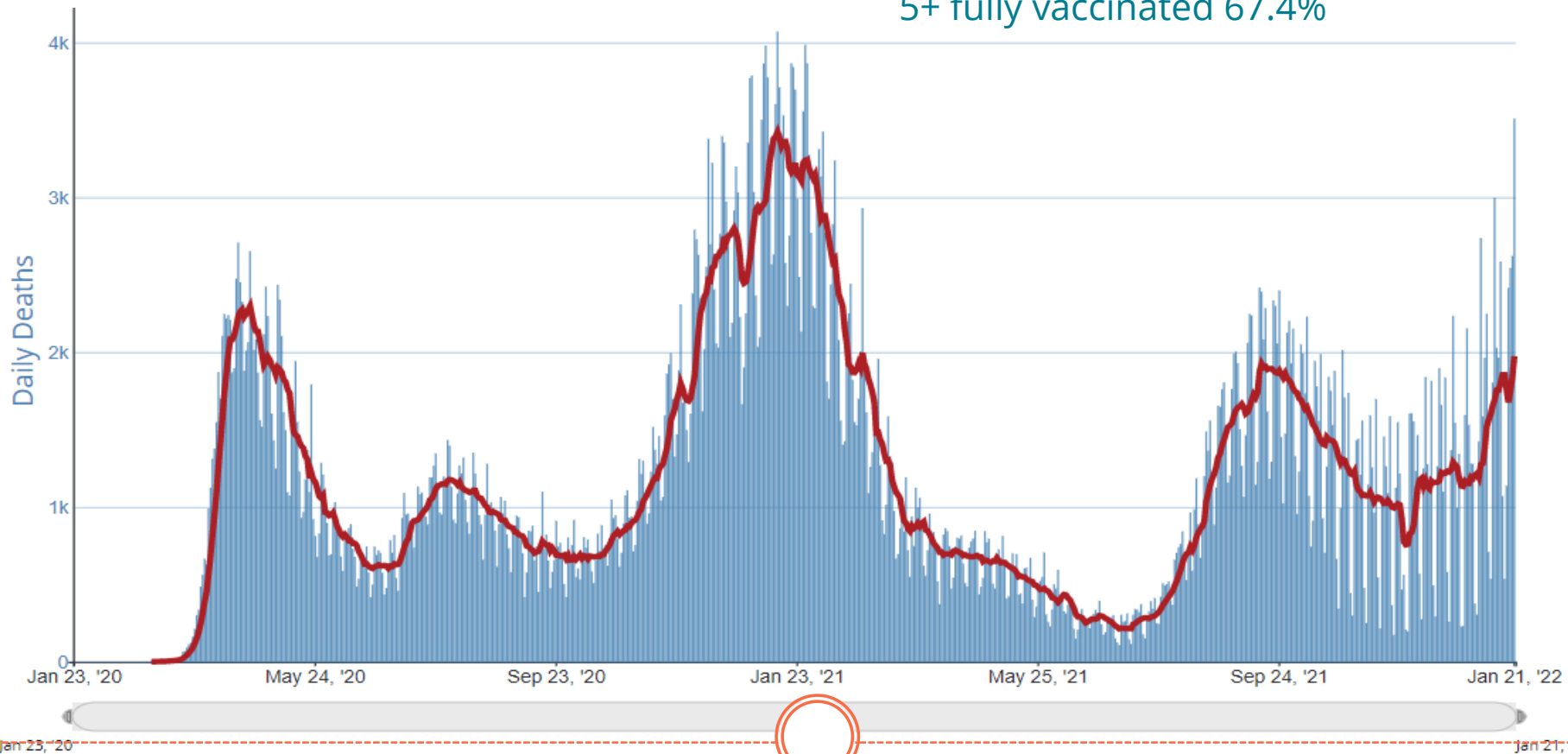
One Vaccination



Transmission

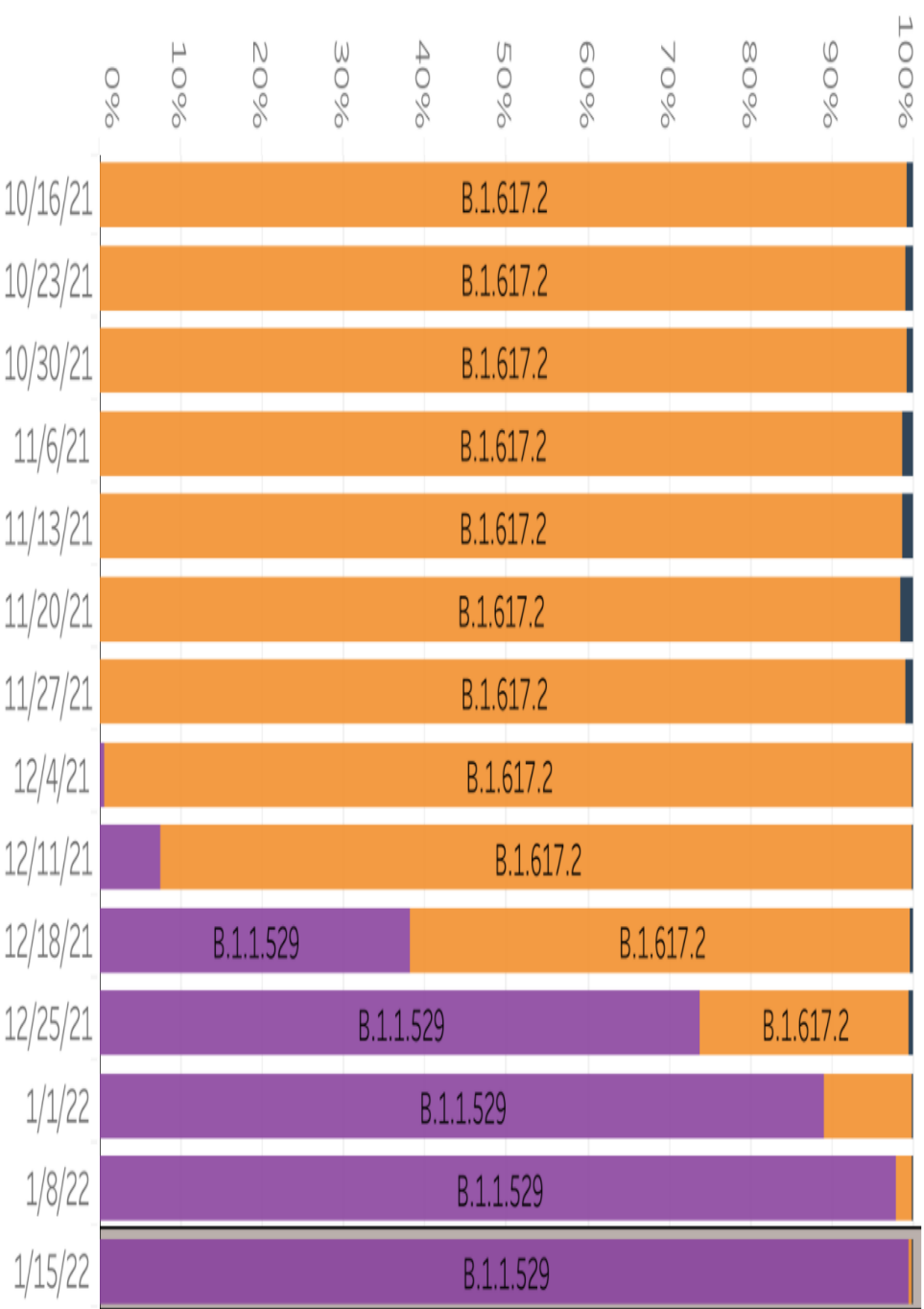


5+ fully vaccinated 67.4%



# US Variant Bi-weekly Percentages

United States: 10/3/2021 – 1/8/2022



DELTA  
0.5%

OMICRON  
99.5%

<https://covid.cdc.gov/covid-data-tracker/#variant-proportions>



# FI vs PBC Vaccinations, New Cases, Positivity and Cases per Population

Data from week of Jan 14 - 20

	People Vaccinated last week	New Cases last week	New case Positivity last week	Cases per 100,000 population
<b>Palm Beach</b>	<b>3,592</b>	<b>15,059</b>	<b>24.8 % (- 4.9 %)</b>	<b>1,013.3 (- 797.9)</b>
<b>Florida</b>	<b>55,287</b>	<b>289,204</b>	<b>26.8 % (- 2.5 %)</b>	<b>1,316.1 (- 642.0)</b>

**November:**  
Daily Pos: **2.3%**  
Cases per population: **48/100,000**

Cumulative Data since March 1, 2020:

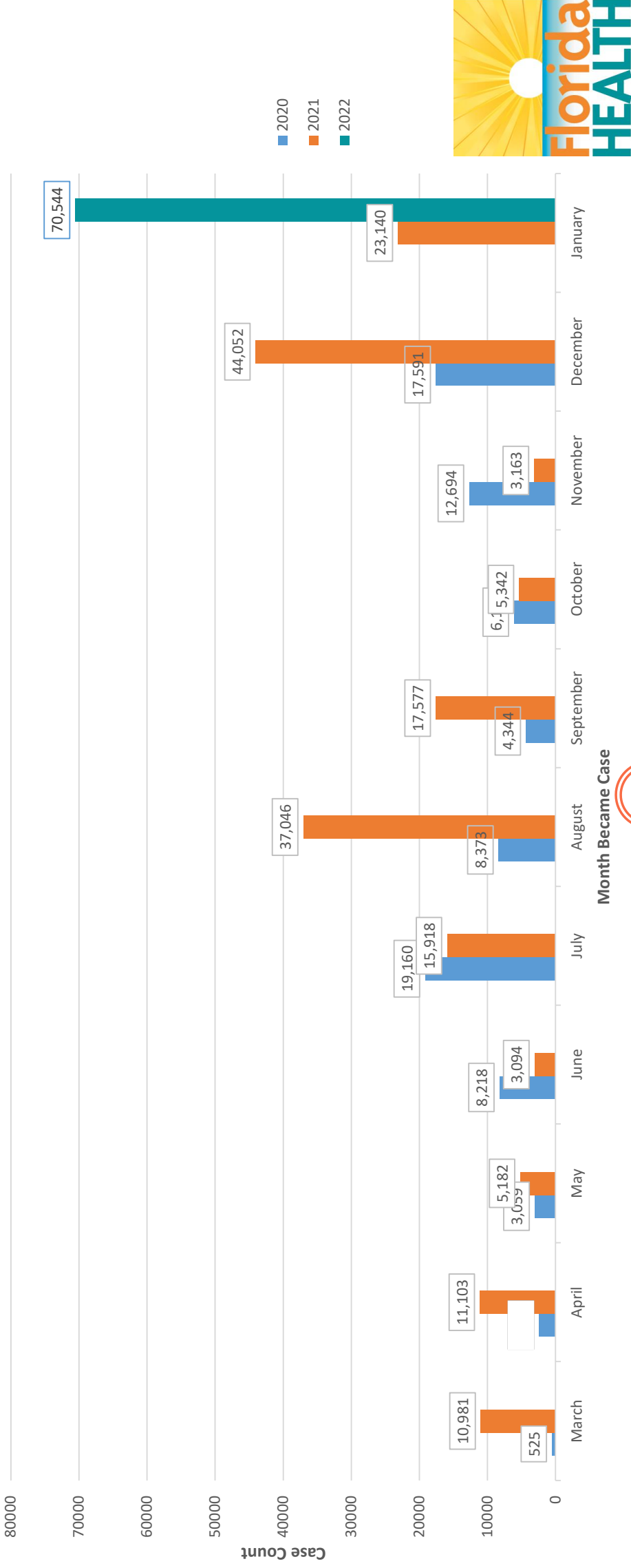
	Total People Vaccinated	Total Percent 5+ Vaccinated	Total Number of Cases	Case Positivity
<b>Palm Beach:</b>	<b>1,059,221</b>	<b>75%</b>	<b>339,330</b>	<b>24.9 % (+ .7%)</b>
<b>Florida:</b>	<b>15,141,101</b>	<b>73 %</b>	<b>5,280,903</b>	<b>25.2 % (+ 2.5%)</b>



# Palm Beach COVID Case Count Comparison 2020 / 2021 / 2022

Data through 1/23/22

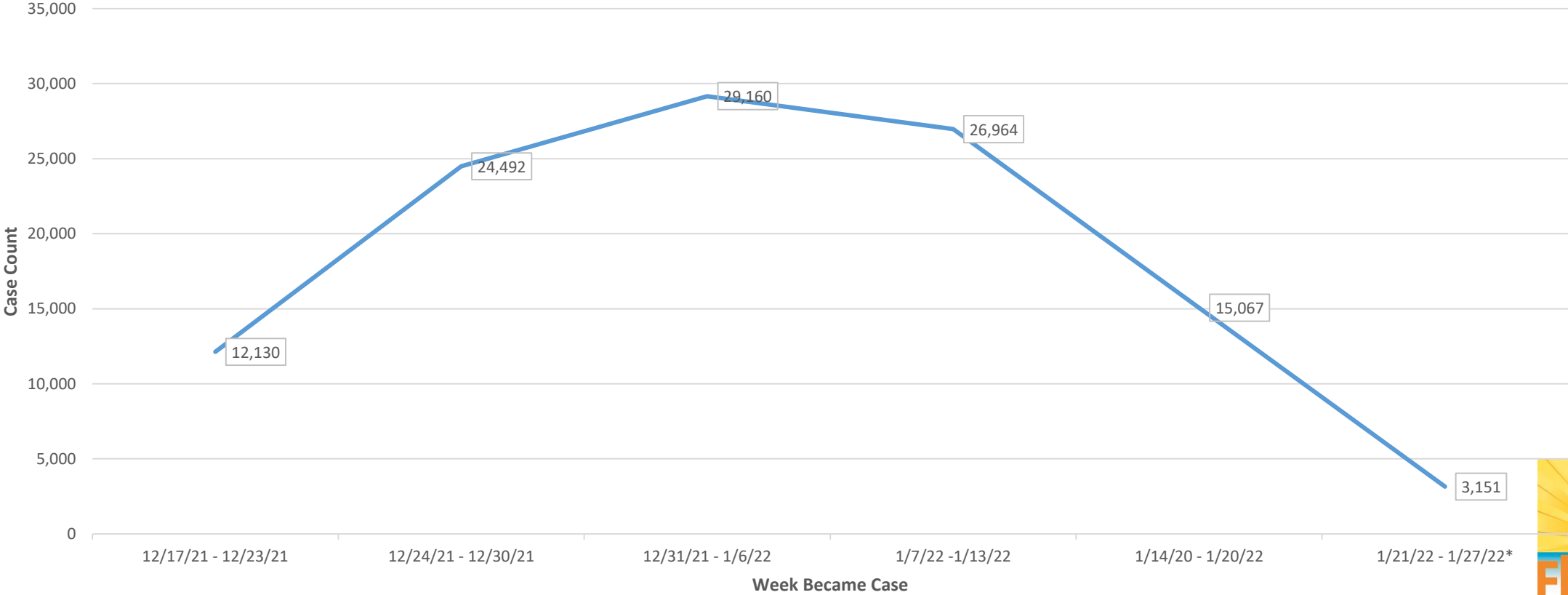
Total # of FL Resident Cases by Month in PBC - 2020 vs 2021 vs 2022 Comparison



# PBC new cases per week from 12/17/21 to 1/27/22\*

Source: Merlin Dashboard  
Data through 1/23/22

Total # of FL Resident Cases by Week in PBC



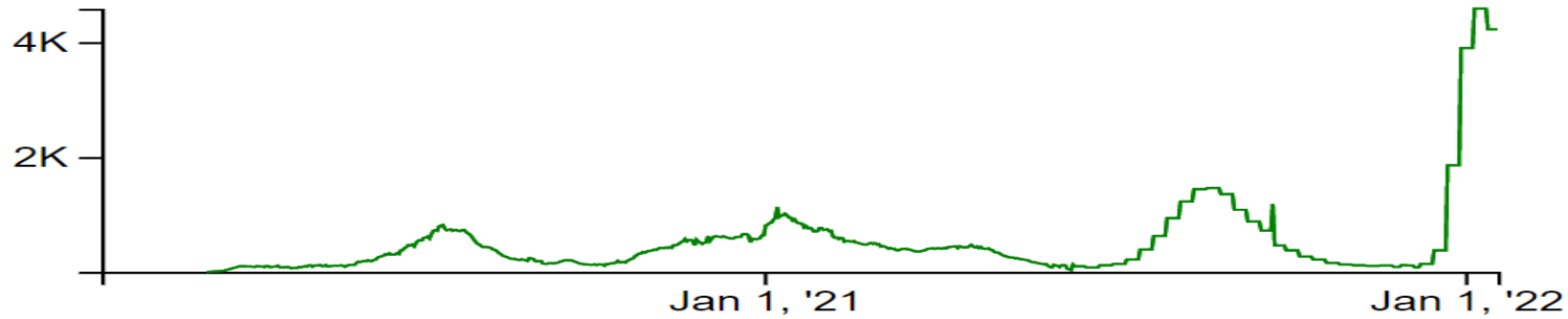
# PBC Cases vs Deaths

Tue, Jan 21st 2020 - Tue, Jan 18th 2022

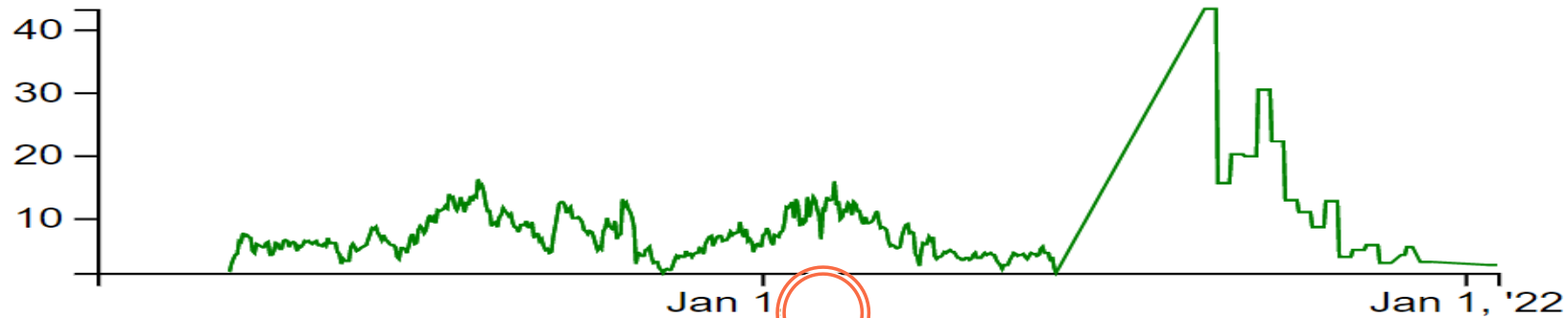
Use slider to update time series chart



### Daily Cases - 7-Day Moving Average

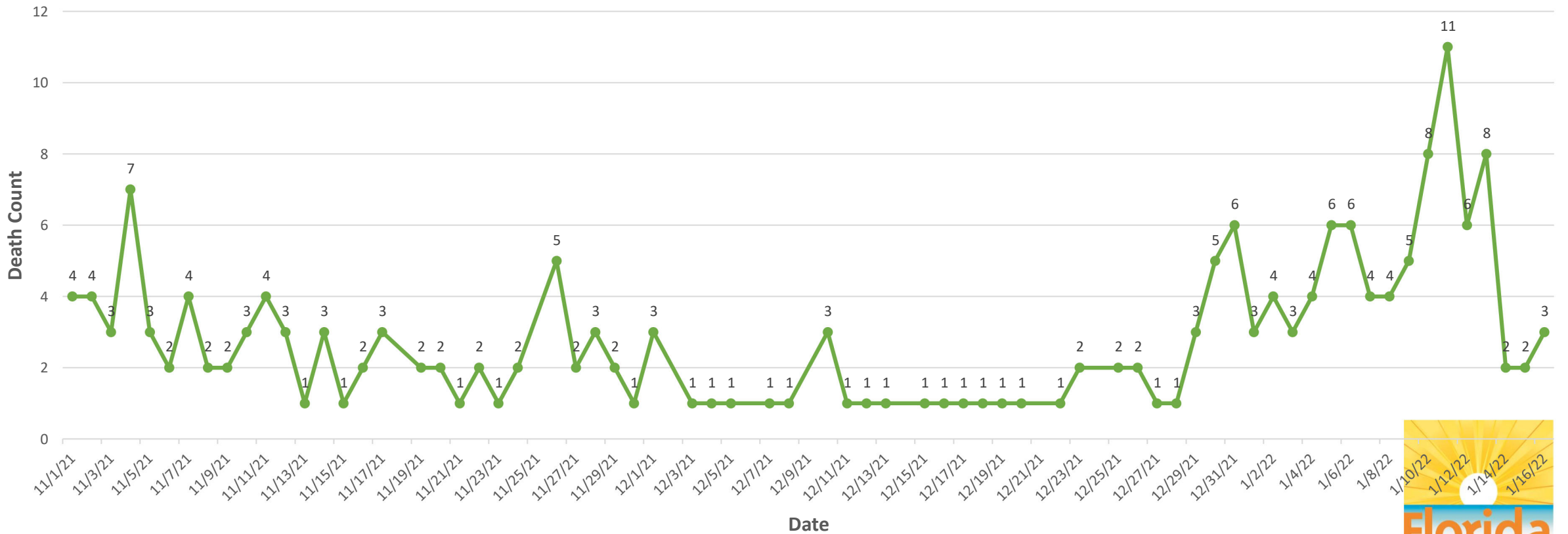


### Daily Deaths - 7-Day Moving Average



# COVID-19 Daily Deaths Count

## COVID-19 Daily Death Count for PBC





# PBC Immunizations Rates by Ages

<b>Percent vaccinated for PBC Ages 5+</b>	<b>1/23/2022</b>
<b>1st Dose:</b>	<b>10%</b>
<b>2 Dose (Series Completed):</b>	<b>65%</b>
<b>Total Vaccinated:</b>	<b>75%</b>

Age group	2021 population	Percent with first dose	Percent with complete series	Percent vaccinated	Percent vaccinated Change from 1 week
5-9	76,222	7%	14%	21%	1%
10-11	32,304	7%	12%	20%	1%
12-14	48,456	9%	50%	59%	0%
15-19	81,033	10%	54%	64%	0%
20-24	78,412	12%	53%	65%	0%
25-29	88,674	10%	50%	59%	0%
30-34	88,066	10%	58%	68%	0%
35-39	86,275	10%	64%	74%	0%
40-44	84,613	10%	69%	80%	0%
45-49	91,424	9%	68%	78%	0%
50-54	94,461	9%	75%	84%	0%
55-59	102,502	9%	77%	86%	0%
60-64	96,008	11%	83%	94%	0%
65-69	88,404	12%	89%	100%	0%
70-74	86,955	11%	87%	98%	0%
75-79	71,070	11%	83%	95%	0%
80-84	51,797	11%	77%	88%	0%
85+	63,740	11%	63%	74%	0%
<b>Total(5+)</b>	<b>1,410,416</b>	<b>10%</b>	<b>65%</b>	<b>75%</b>	<b>0%</b>



# Questions?

Thank You







# Covid-19 Phased Restart (CPR) Program

## Resurgence indicators


#	Benchmark or indicator	Desired outcome or trend	Trigger/indicator of resurgence	December 21, 2021	December 28, 2021	January 4, 2022	January 11, 2022	January 18, 2022	January 25, 2022
5	Access to COVID-19 testing	Easy access to various types of COVID-19 testing	Marked reported or observed increase in challenges to access to various types of COVID-19 testing	Data no longer available	Data no longer available	Data no longer available	Data no longer available	Data no longer available	Data no longer available
6	Ability to monitor confirmed cases and contacts	Capacity to adequately monitor cases and contacts	Marked reported or observed increase in challenges to contact tracing	DoH-PBC Epi staff remained the same at 196; contact tracing meets target <sup>5</sup>	DoH-PBC Epi staff remained the same at 196; contact tracing meets target <sup>5</sup>	DoH-PBC Epi staff remained the same at 196; contact tracing meets target <sup>5</sup>	DoH-PBC Epi staff remained the same at 196; contact tracing meets target <sup>5</sup>	DoH-PBC Epi staff remained the same at 196; contact tracing meets target <sup>5</sup>	DoH-PBC Epi staff remained the same at 181; contact tracing meets target <sup>5</sup>
7	Level of compliance with Phase 1 related executive orders	High level of compliance with Phase 1 related executive orders	Not applicable.	Data no longer available	Data no longer available	Data no longer available	Data no longer available	Data no longer available	Data no longer available

# benchmark or indicator as identified in the PBC EOC's COVID-19 Phased Restart (CPR) Program

‡ prior 7-day average

<sup>5</sup> defined as ≥90% of positive cases contacted and interviewed within 48 hours of notification of test results

 = benchmark desired outcome or trend met

 = benchmark desired outcome or trend not met

1/25/2022

previous versions are obsolete



# COVID-19 UPDATE

Board of County Commissioners  
January 25, 2022

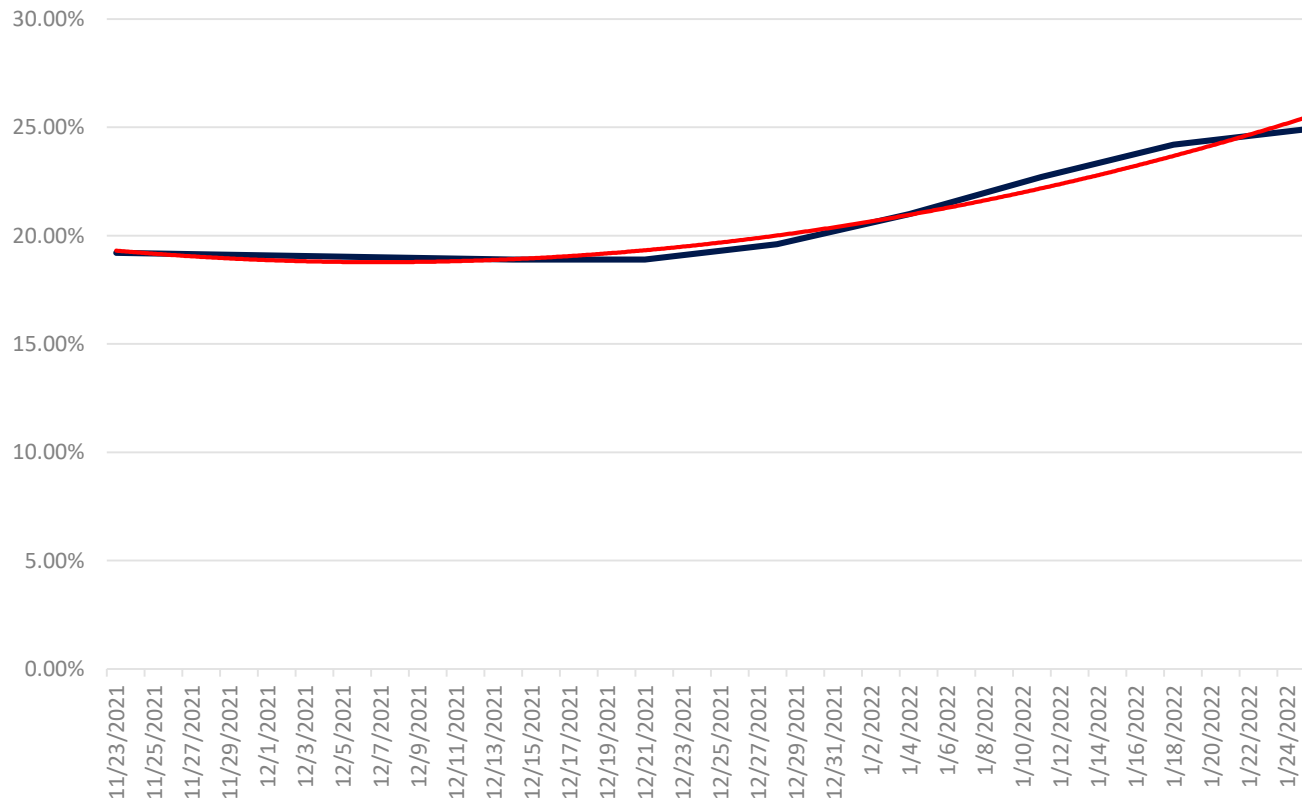
Mary Blakeney, Director  
Division of Emergency Management  
Public Safety Department



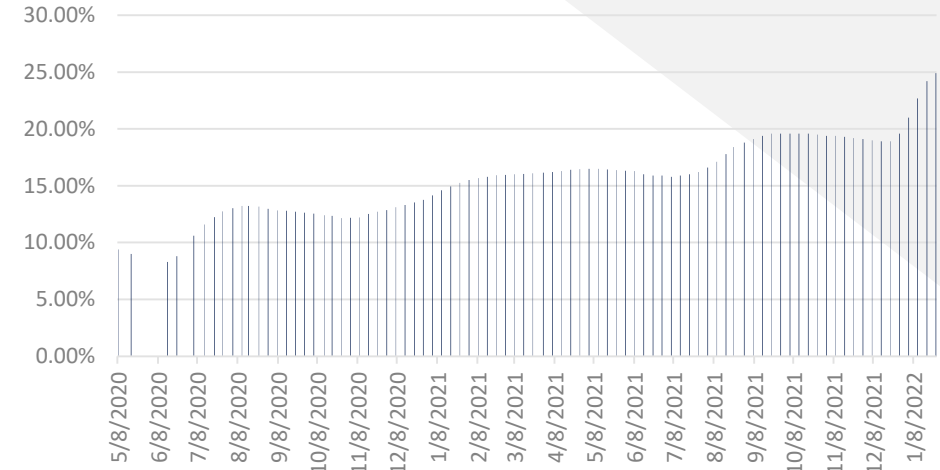
# COVID-19 total tested positivity

November 23, 2021 – January 25, 2022

Overall positivity rate



Overall positivity rate May 2020 - present

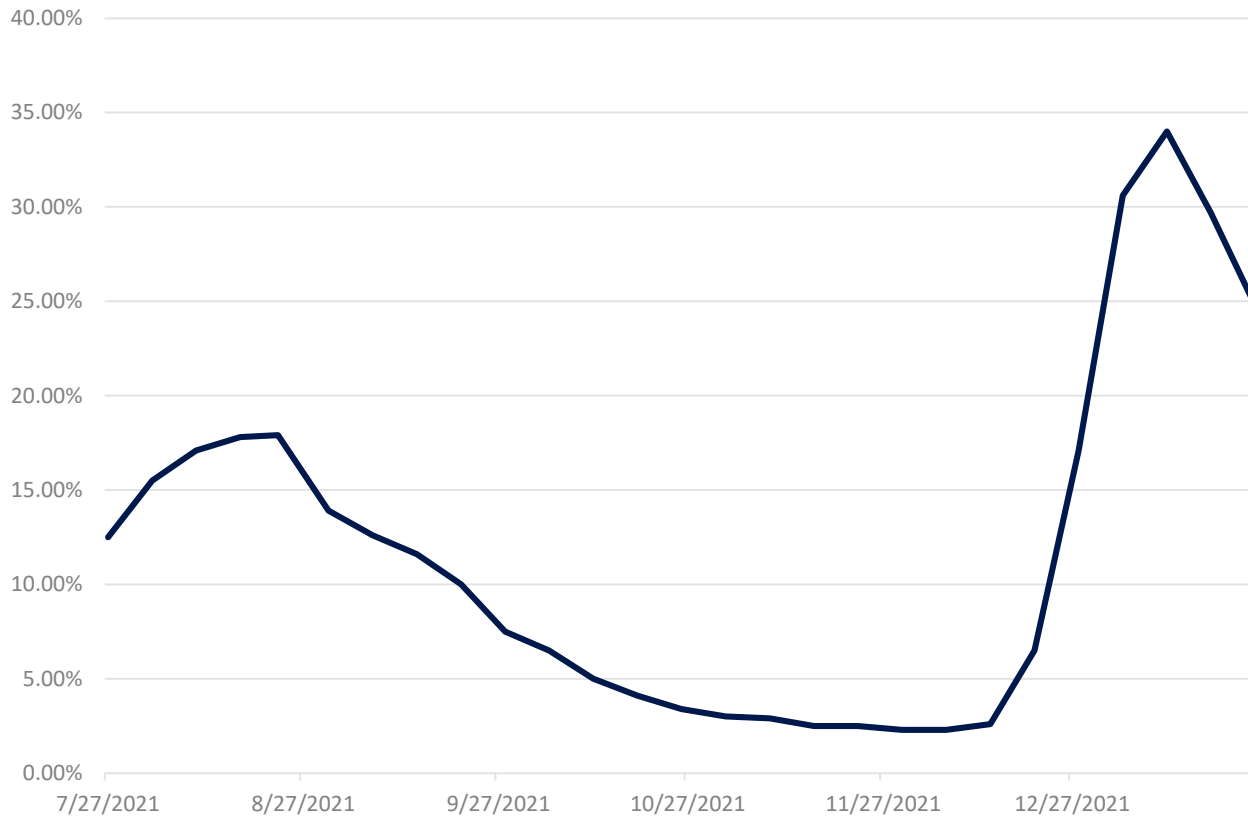




# COVID-19 daily lab positivity

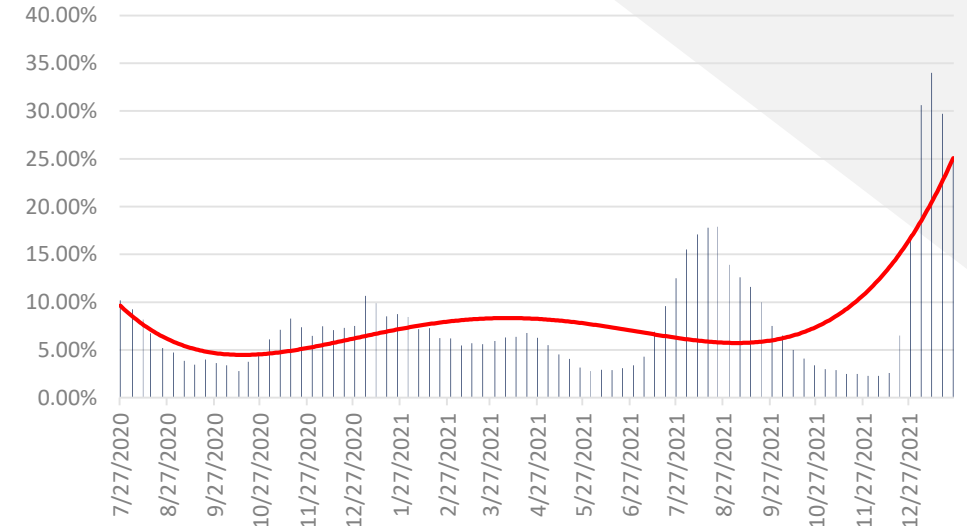
August 27, 2021 – January 25, 2022

Daily lab positivity



Daily lab positivity

$R^2 = 0.3809$

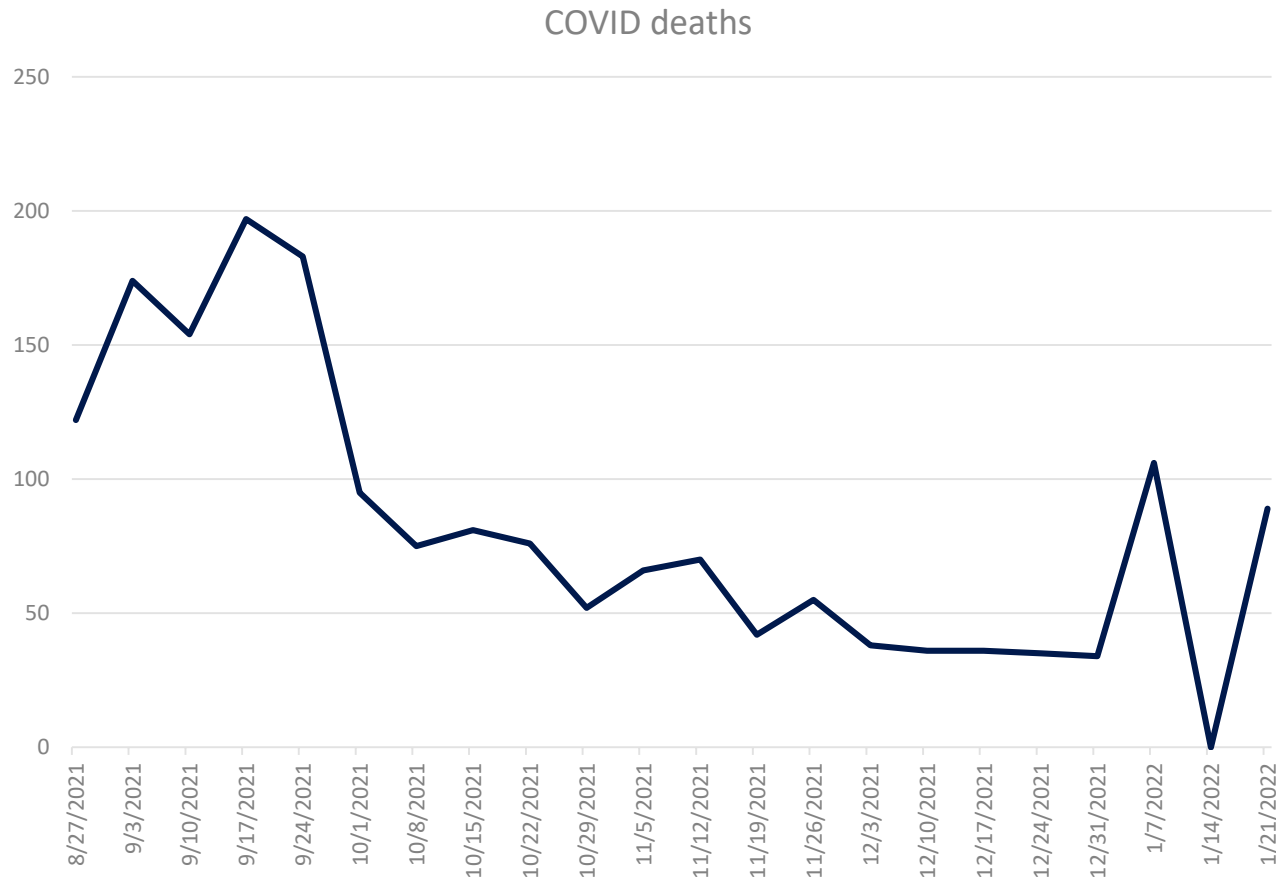




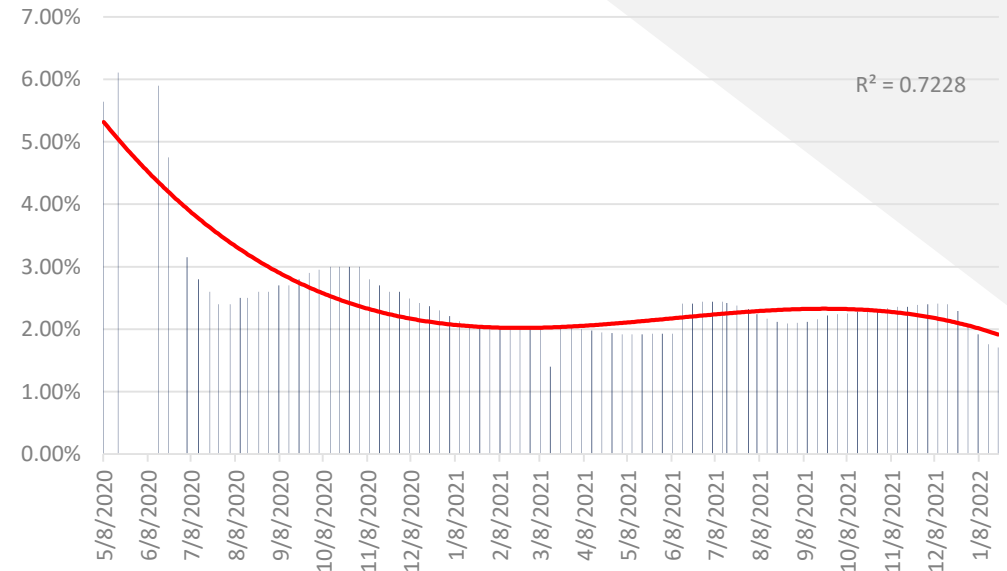


# COVID-19 deaths

August 27, 2021 – January 25, 2022



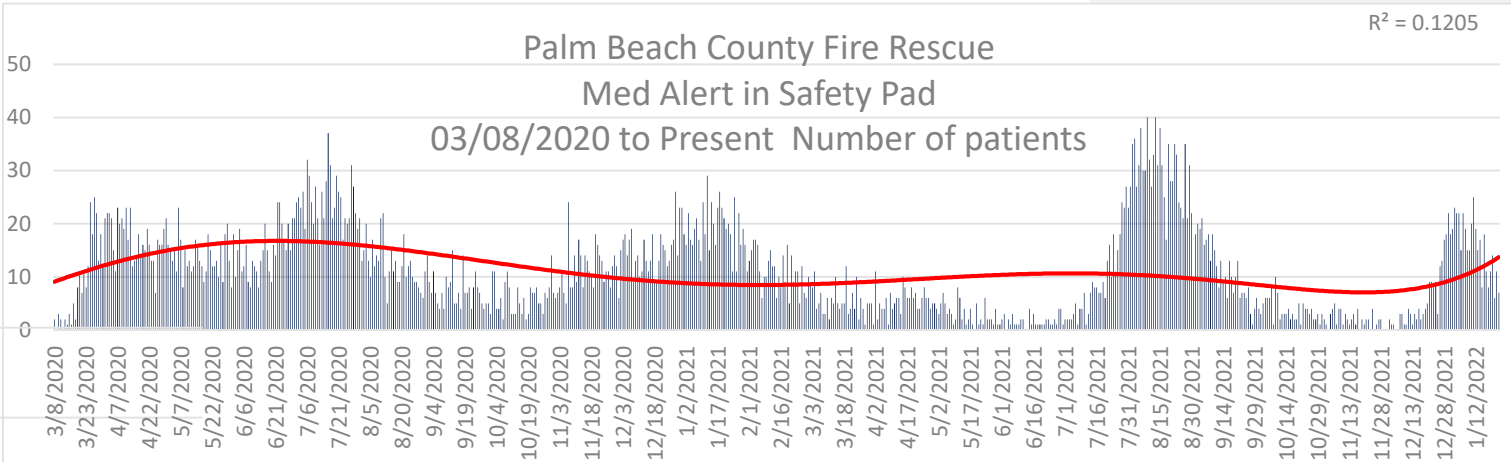
COVID positive deaths May 2020 - present



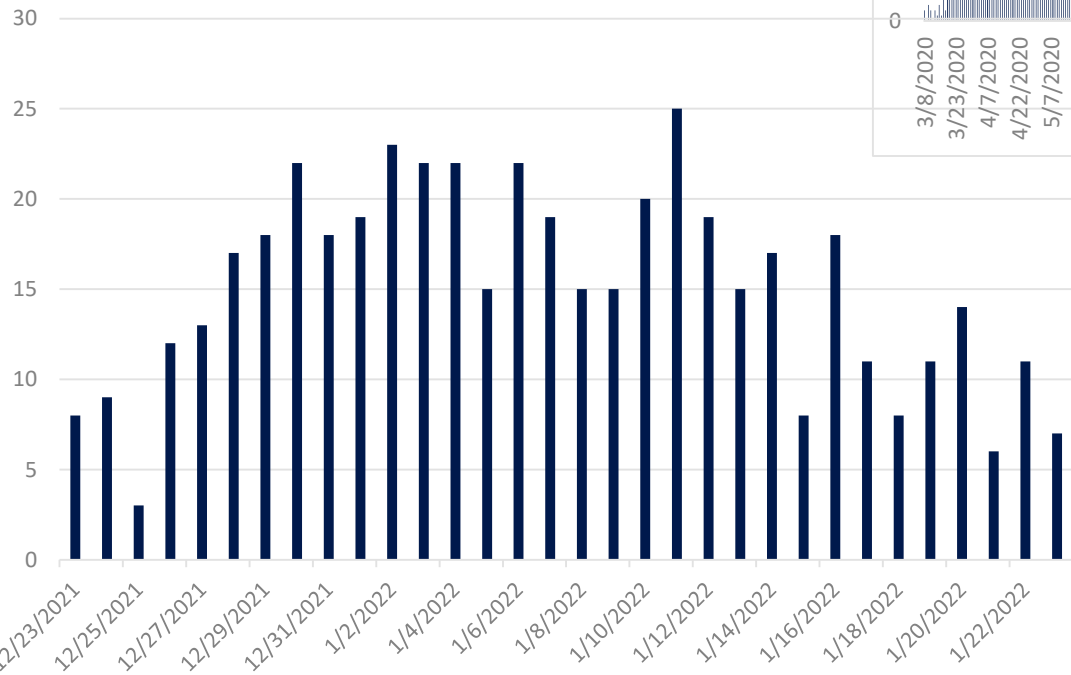


# Daily Med Alerts

December 23, 2021 – January 22, 2022



PBCFR MedAlerts last 30 days



# COVID-19 Advancements

- We have resumed weekly calls with State Emergency Management and Department of Health
- We continue to have collaboration calls with all hospital CEO's
- Working collaboratively to create a flexible distribution system for:
  - Monoclonal Antibodies
  - Testing
  - Vaccinations





# COVID-19 Site Enhancements


- Monoclonal Antibodies Therapy Treatment Centers:
  - Westgate Community Center
  - West Boynton Recreation Center





# COVID-19 Home Test Kits

- A multi-departmental team successfully distributed over 41,000 home test kits to residents of Palm Beach County on Friday and Saturday, January 7<sup>th</sup> and 8<sup>th</sup> through several jurisdictional PODs.
- Florida Division of Emergency Management delivered test kits to 274 Assisted Living Facilities and Nursing Homes.






# 3 W's to reduce risk of COVID-19

**W**ear a mask



**W**ash your hands



**W**atch your distance

