

II. FISCAL IMPACT ANALYSIS

A. Five Year Summary of Fiscal Impact:

Fiscal Years	2024	2025	2026	2027	2028
Grant Expenditures					
Operating Costs	\$ 8,329,252				
External Revenues	(\$8,329,252)				
Program Income					
In-Kind Match (County)					
NET FISCAL IMPACT	-0-				

# ADDITIONAL FTE POSITIONS (Cumulative)					

Is Item Included In Current Budget? Yes No
Does this item include the use of Federal Funds Yes No
Does this item include the use of State Funds Yes No

Budget Account No.:

Fund 1100 Dept. 143 Unit 7175/7176 Object Various Program Code/Period Various

B. Recommended Sources of Funds/Summary of Fiscal Impact:

Approval of this agenda item will align the Affordable Housing Trust Fund budget with grant funding allocation for the Fiscal Year 2024-2025 SHIP Program.


C. Departmental Fiscal Review:




 Valerie Alleyne, Division Director II
 Finance and Administrative Services, DHED

III. REVIEW COMMENTS

A. OFMB Fiscal and/or Contract Development and Control Comments:




 OFMB DA8/27



 Contract Development and Control
int 8/30/24

B. Legal Sufficiency:



 Assistant County Attorney

C. Other Department Review:

Department Director

(THIS SUMMARY IS NOT TO BE USED AS A BASIS FOR PAYMENT)

Background and Policy Issues: On April 12, 2022, the BCC approved the three-year LHAP via Resolution R2022-0374, which include the SHIP housing strategies. Funding for the various strategies is allocated on an annual basis. The housing strategies will provide assistance to income eligible households as described herein, including the allowable ten percent administrative costs associated with implementing the SHIP program:

Purchase Assistance: provides first-time homebuyers assistance with gap financing, lot acquisition, down payment, closing costs and/or rehabilitation to purchase a new or existing home.

Foreclosure Prevention: assists with delinquent mortgage payments, including late fees, attorney’s fees, homeowners’ association payments, special assessments, and other foreclosure associated costs, property taxes, homeowners’ insurance and default resolution counseling.

Owner-Occupied Housing Rehabilitation: provides assistance for substantial rehabilitation to correct housing life, health or safety items, incipient code violations, sewer and water connection, utility connections and adapt residence to meet accessibility.

Emergency Repair: assists income eligible owner occupied residences to address emergency conditions such as roofing, electrical, plumbing, hurricane hardening (impact windows and doors) and structural repairs.

Single Family New Construction: funding awarded to contractors, non-profits and for-profit housing developers to construct affordable single-family units for eligible homebuyers. Funds can be used for site acquisition, soft costs, site development, infrastructure improvements, demolition, construction and other eligible construction related costs.

Developer Rental Assistance Program: funding provides assistance to not-for-profit and for-profit housing developers to acquire, construct and/or rehabilitate affordable rental units. Additionally, this strategy provides developers applying for Low Income Housing Tax Credits, State Apartment Incentive Loan (SAIL), State HOME Investment Partnership Program or other multifamily funding, with a local government contribution or other leverage/match financing for affordable rental projects.

Table 1: 2023/2024 and 2024/2025 Comparison:

SHIP Approved Activities	2023-2024 Funding Expenditures \$12,463,331	2024-2025 Funding Recommendations \$8,329,252	Difference FY2023-2024 v. FY2024-2025
Purchase Assistance	\$1,600,000	\$1,500,000	(\$ 100,000)
Foreclosure Prevention	\$ 593,832	\$ 529,252	(\$ 64,580)
Owner Occupied Housing Rehabilitation	\$3,000,000	\$1,500,000	(\$1,500,000)
Emergency Repairs	\$3,000,000	\$1,300,000	(\$1,700,000)
Replacement Housing	\$ 400,000	\$ 0	(\$ 400,000)
Single Family New Construction	\$1,000,000	\$1,000,000	(\$ 0)
Developer Rental Assistance Program	\$1,000,000	\$1,000,000	(\$ 0)
Project Delivery Costs	\$ 623,166	\$ 667,100	\$ 43,934
Administrative Costs	\$1,246,333	\$ 832,900	(\$ 413,433)
			(\$4,134,079)

SHIP 2024-2025

\$ 174,000,000

Local Government	County Total	County Share/ City Share
ALACHUA	2,224,724	1,102,128
Gainesville		1,122,596
BAKER	350,000	350,000
BAY	1,427,473	1,141,836
Panama City		285,637
BRADFORD	350,000	350,000
BREVARD	4,863,068	2,648,427
Cocoa		157,077
Melbourne		665,268
Palm Bay		1,012,977
Titusville		379,319
BROWARD	14,957,415	2,656,437
Coconut Creek		438,252
Coral Springs		1,023,087
Davie		810,692
Deerfield Beach		664,109
Fort Lauderdale		1,432,920
Hollywood		1,174,157
Lauderhill		565,390
Margate		445,731
Miramar		1,050,011
Pembroke Pines		1,298,304
Plantation		722,443
Pompano Beach		861,547
Sunrise		743,384
Tamarac		553,424
Weston		517,527
CALHOUN	350,000	350,000
CHARLOTTE	1,553,083	1,397,775
Punta Gorda		155,308
CITRUS	1,243,861	1,243,861
CLAY	1,760,891	1,760,891
COLLIER	3,026,866	2,880,668
Naples		146,198
COLUMBIA	557,721	557,721
DE SOTO	350,000	350,000
DIXIE	350,000	350,000
DUVAL	7,955,636	7,955,636
ESCAMBIA	2,524,337	2,107,317
Pensacola		417,020
FLAGLER	1,002,249	222,399
Palm Coast		779,850

SHIP allocation based on GAA HB 5001 ER, Includes Catalyst proviso and DR holdback

Local Government	County Total	County Share/ City Share
GADSDEN	354,804	354,804
GILCHRIST	350,000	350,000
GLADES	350,000	350,000
GULF	350,000	350,000
HAMILTON	350,000	350,000
HARDEE	350,000	350,000
HENDRY	350,000	350,000
HERNANDO	1,553,083	1,553,083
HIGHLANDS	794,441	794,441
HILLSBOROUGH	11,671,540	8,594,922
Tampa		3,076,618
HOLMES	350,000	350,000
INDIAN RIVER	1,272,862	1,272,862
JACKSON	383,718	383,718
JEFFERSON	350,000	350,000
LAFALETTE	350,000	350,000
LAKE	3,147,672	3,147,672
LEE	6,071,129	3,713,709
Cape Coral		1,616,742
Fort Myers		740,678
LEON	2,292,421	759,021
Tallahassee		1,533,400
LEVY	359,609	359,609
LIBERTY	350,000	350,000
MADISON	350,000	350,000
MANATEE	3,336,175	2,901,805
Bradenton		434,370
MARION	3,055,867	2,553,788
Ocala		502,079
MARTIN	1,243,861	1,243,861
MIAMI-DADE	13,401,115	8,793,812
Hialeah		1,108,272
Miami		2,247,367
Miami Beach		403,374
Miami Gardens		557,486
North Miami		290,804
MONROE	644,635	644,635
NASSAU	775,137	775,137
OKALOOSA	1,669,085	1,295,711
Crestview		212,641
Fort Walton Beach		160,733
OKFEECHOBEE	350,000	350,000

Local Government	County Total	County Share/ City Share
ORANGE	11,323,622	8,843,749
Orlando		2,479,873
OSCEOLA	3,336,175	2,236,905
Kissimmee		628,202
St. Cloud		471,068
PALM BEACH	11,618,430	8,329,252
Boca Raton		762,169
Boynton Beach		622,748
Delray Beach		510,049
Wellington		468,223
West Palm Beach		925,989
PASCO	4,631,151	4,631,151
PINELLAS	7,395,106	3,835,842
Clearwater		902,203
Largo		640,416
St. Petersburg		2,016,645
POLK	6,042,129	4,695,942
Lakeland		923,842
Winter Haven		422,345
PUTNAM	586,721	586,721
ST. JOHNS	2,389,031	2,389,031
ST. LUCIE	2,809,450	605,718
Fort Pierce		377,309
Port St. Lucie		1,826,423
SANTA ROSA	1,548,279	1,548,279
SARASOTA	3,524,591	3,091,771
Sarasota		432,820
SEMINOLE	3,688,898	3,688,898
SUMTER	1,185,860	1,185,860
SUWANNEE	359,609	359,609
TAYLOR	350,000	350,000
UNION	350,000	350,000
VOLUSIA	4,433,040	3,078,746
Daytona Beach		614,863
Deltona		739,431
WAKULLA	350,000	350,000
WALTON	639,830	639,830
WASHINGTON	350,000	350,000
TOTAL	168,336,400	168,336,400
DR Holdback		5,000,000
Catalyst Program		663,600
Total appropriation		174,000,000

24-0934


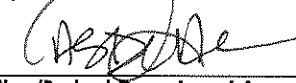
**BOARD OF COUNTY COMMISSIONERS
PALM BEACH COUNTY, FLORIDA
BUDGET AMENDMENT**

BGEX BGEX-143-081224*1761

BGRV BGRV-143-081224*519

FUND 1100 - Affordable Housing Trust Fund (SHIP)

ACCOUNT NUMBER	ACCOUNT NAME	UNIT NAME	ORIGINAL BUDGET	CURRENT BUDGET	INCREASE	DECREASE	ADJUSTED BUDGET	EXPENDED/ ENCUMBERED as of 08/22/2024	REMAINING BALANCE
REVENUES									
143-7176-3469	Statement Grant - Other Human Services	Affordable Housing - Projects	10,302,276	18,901,574	0	1,973,024	16,928,550		
	Total Fund Revenues		38,534,171	50,758,439	0	1,973,024	48,785,415		
EXPENDITURES									
143-7176-8301	Contribution for Individuals	Affordable Housing - Projects	15,000,000	15,000,000	0	1,973,024	13,026,976	6,578,307	6,448,669
	Total Fund Expenditures		38,534,171	50,758,439	0	1,973,024	48,785,415		0

SIGNATURES	DATES
<i>AG</i> 8/26/24 	8-26-24
Initiating Department/Division	
	8/27/24
Administration/Budget Department Approval	
OFMB Department - Posted	

BY BOARD OF COUNTY COMMISSIONERS

At Meeting of: September 17, 2024

Deputy Clerk to the
Board of County Commissioners